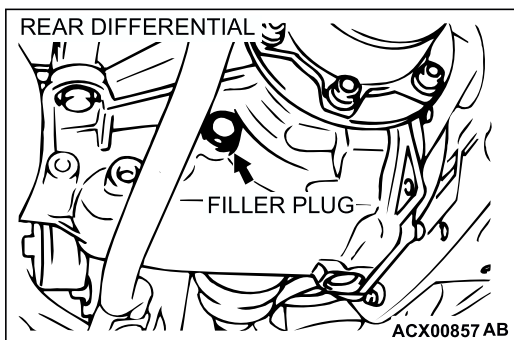
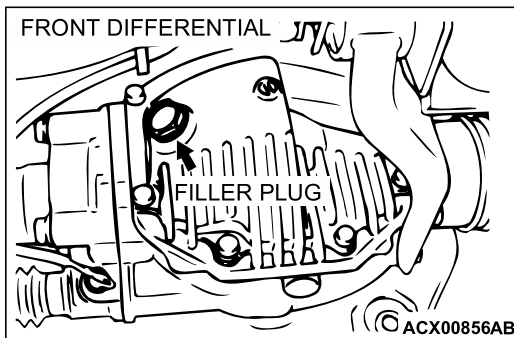


19 FRONT AXLE AND REAR AXLE (CONVENTIONAL DIFFERENTIAL) (INSPECT OIL LEVEL)

M1001007100100

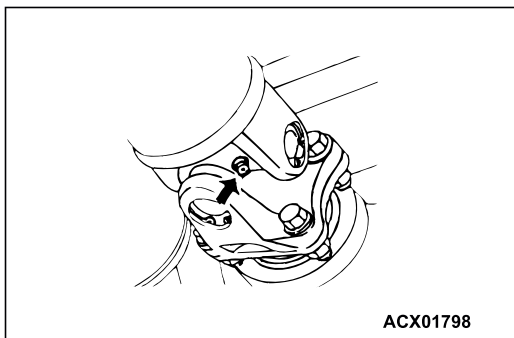
Remove the filler plug and inspect the oil level at the bottom of the filler hole. If the oil level is slightly below the filler hole, the condition is satisfactory.



20. PROPELLER SHAFT JOINTS (LUBRICATE WITH GREASE)

M1001007300063

Lubricate the propeller shaft joints with grease.
The propeller shaft joints should be repacked with multipurpose grease.



21. EXHAUST SYSTEM (CONNECTION PORTION OF MUFFLER, PIPINGS AND CONVERTER HEAT SHIELDS) (CHECK AND SERVICE AS REQUIRED)

M1001005800114

1. Check for holes and gas leaks due to damage, corrosion, etc.
2. Check the joints and connections for looseness and gas leaks.
3. Check the hanger rubber and brackets for damage.